

# FAMILY MODEL

---

This two-bedroom retreat accommodates your whole family with ease and comfort. Offering two separated bedroom areas, a compact kitchen, lounge area and full bathroom, the cabin includes all essentials for your time away. Expand the possibilities of your resort with our largest cabin or live your dream of compact living in a traditionally handcrafted tiny house. Invite your family to the outdoors.

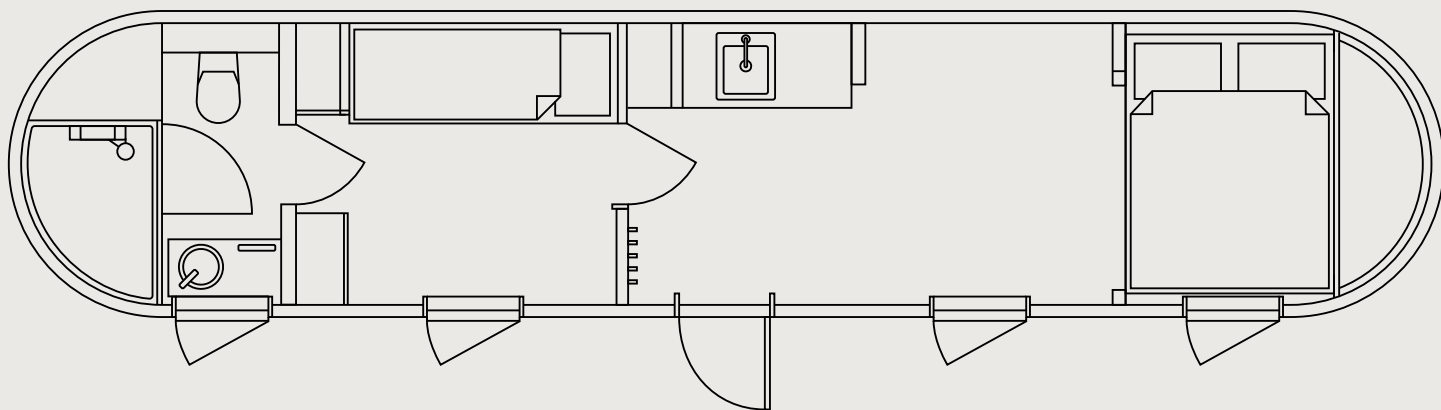


IGLUCRAFT  
TAKE TIME

# FAMILY MODEL FLOOR PLAN

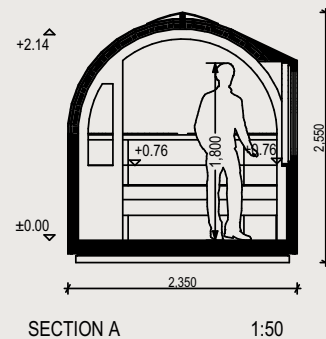
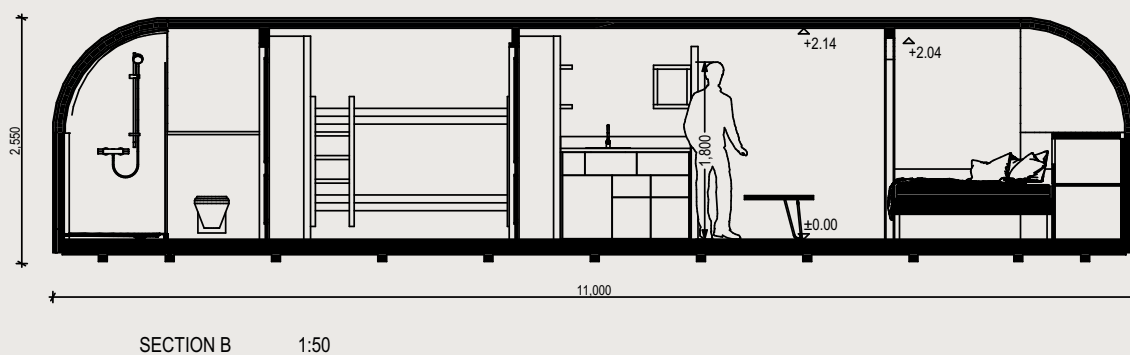
## EXTERIOR

Length 11.0 m / Width 2.35 m / Height 2.55 m / Gross buildable area 24.5 m<sup>2</sup> / Weight 4600 kg



## INTERIOR

Length 10.79 m / Width 2.1 m / Height 2.14 m / Usable floor area 21.4 m<sup>2</sup>





# FAMILY MODEL STANDARD AND EXTRAS

---

## STANDARD STRUCTURE

- Wooden frame construction
- 3 layers of spruce shingles, exterior
- 1 layer of aspen shingles, interior
- Fully insulated
- Wall wood panelling (spruce)
- Double-glazing windows and doors
- Wooden framed windows and doors
- Laminated flooring
- Awning windows in bathroom / sleeping area / living room
- Storage spaces



## STANDARD FURNISHINGS

- Kitchen cabinets
- Bathroom with sanitary equipment and cupboard
- Cupboard with mirror
- Built-in bunk-bed\* (75x205)\*\*
- Built-in double bed\* (for 70x190 mattress)\*\*
  - ↳ \*bedframe included
  - ↳ \*\*mattress not included



## STANDARD TECHNICAL

- Ventilation
- Water boiler 45L
- Electric floor heating
- Dimmable LED lighting
- Multi sensor fire alarm
- Radiator

## EXTRAS

- Air-conditioner possibility
- Natural interior shingles
- Wooden parquet floor
- Curtains
- Mosquito net
- Extra insulation
- Pull-out beds





# FAMILY MODEL COLOUR OPTIONS

---

## EXTERIOR

FAMILY MODEL exterior comes in 4 different standard paints: chestnut, hazel, ebony, gray



## INTERIOR

FAMILY MODEL standard interior comes in white finishing, natural interior is an extra



# PRODUCTS OVERVIEW\*

\*These products or similar (click on the links to view products)

## BATHROOM

[Shower cabin](#) / [Shower kit](#) / [Toilet](#) / [Flush plate](#) / [Bathroom cupboard](#)  
[Wash basin](#) / [Bathroom tap](#) / [Water heater](#) / [Design electrical towel rack](#) / [Bathroom fan](#)




## KITCHEN

[Kitchen sink](#) / [Kitchen tap](#) / [Wardrobe](#) / [Storage space](#)



## LOUNGE AND SLEEPING AREAS

[Floor heating thermostat](#) / [Dimmable LED lights](#) / [Reading lights](#)  
[Multi sensor fire alarm](#) / [Bed frames](#) / [Storage space](#)



## ALL ROOMS INCLUDE

[Electric floor heating](#) / [Sockets and switches](#) / [Laminated flooring](#)




# TAKE TIME

---

Every day we see people prioritising the time of others. Taking care of others, connecting to others, fulfilling the needs of others, being there for others... but what about you?

We want to urge you to take time for yourself; time to dream for yourself, to care for yourself, just be with yourself. Do you know who you are? Do you know what you need? Do you remember your dreams? Did you have a hobby? Did you like to read? Walk by the sea, wander in the woods, watch the sky? Dream and get surprised by your own thoughts?

When was the last time you were truly with yourself or with the ones important to you?





IGLUCRAFT  
TAKE TIME

IGLUCRAFT OÜ  
Naaritsa, Leie küla, Viljandi vald  
Viljandi maakond 70303  
Estonia

[taketime@iglucraft.com](mailto:taketime@iglucraft.com)

[www.iglucraft.com](http://www.iglucraft.com)

  [iglucraft](#)